

UNSW Dave Phillips Hockey Field

Venue Guidelines – Competition Fixtures *V1.0 [DRAFT]*

Correct as at 14th July 2020



UNSW
SYDNEY

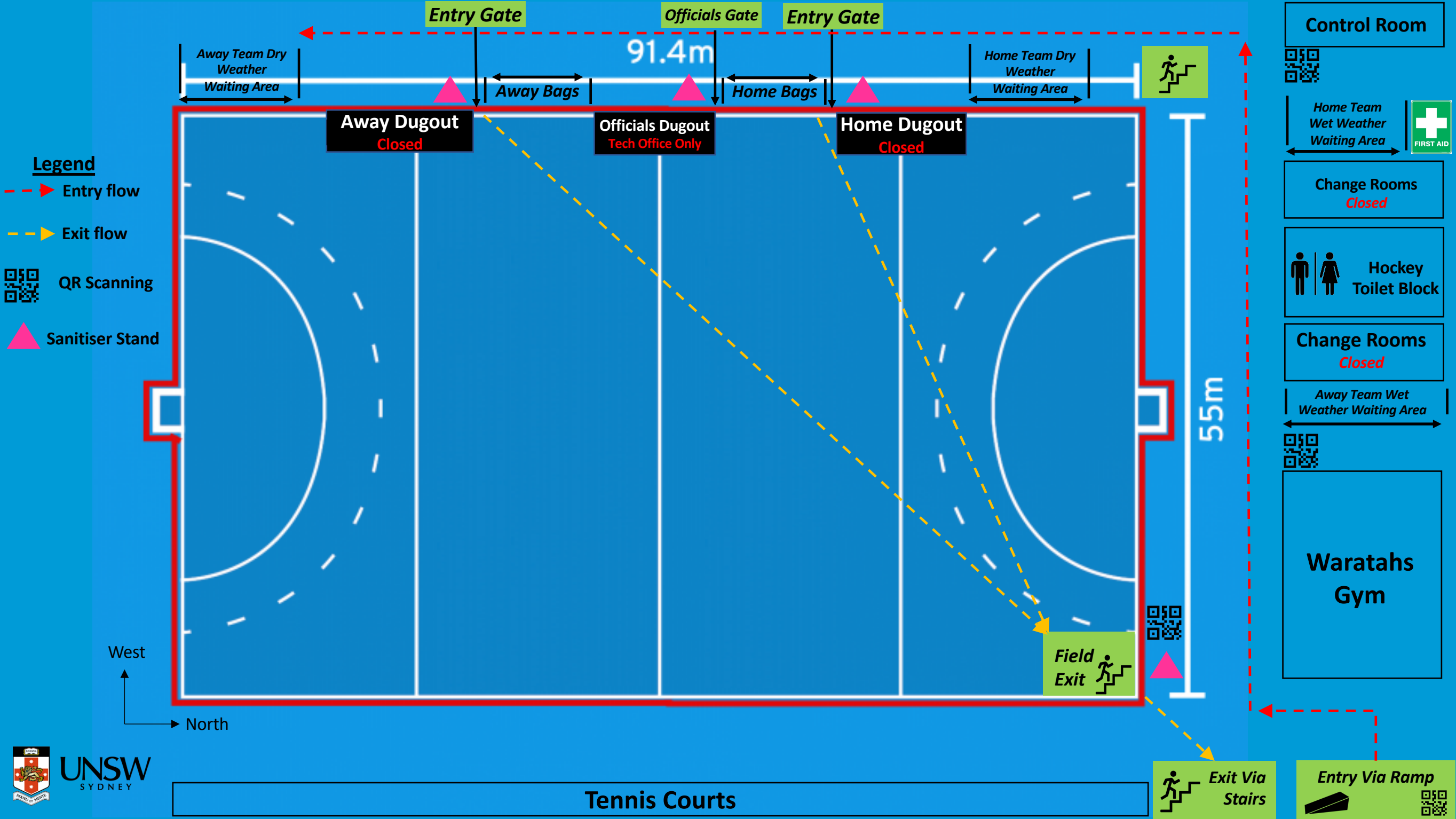
Hockey

Overview

This document outlines the individual and team requirements for all competitions fixtures at the UNSW Dave Phillips Hockey Field.

In preparing these requirements, the safety and protection of the health of individuals and communities has been the primary focus and will remain the focus while the risk of COVID-19 transmission remains.






Hockey Activities – *Arrival, Warm Up & Departure*

‘Please observe the one-way system for entry & exit’

- **Goalkeepers are permitted to bring their gear bag & get kitted up in the designated team assembly area. They are to keep their kit tidy, staying 1.5m away from the nearest person’s belongings. Given change rooms are closed we encourage field players to turn up dressed in their playing kit including shin pads.**
- **ENTRY** to the Dave Phillips Sporting complex will be via the accessible ramp on Banks Avenue.
- Please sanitiser your hands at the sanitiser station upon entering the facility.
- Anyone attending the Dave Phillips Sporting Complex for the purposes of participating in hockey (including spectating*) should not leave the hockey zone outlined in the venue map on page 3 - the only exception is to visit the canteen at the western end of the facilities block.
- Teams are NOT permitted to warm up or enter adjacent fields (such as the rugby, soccer or cricket pitches). If teams wish to warm up prior to the game it is suggested that the park (subject to use) on the other side of Banks Avenue is utilised.



Attendance – please adhere to the entry and exit requirements

UNSW Players, Coaches & Managers

UNSW Hockey member are to register attendance at games via their team's playing spreadsheet.



Ask your coach for the link to your team's attendance spreadsheet & playing roster

Opposition Players, Coaches, Managers, Officials & ALL spectators*

Registration is to take place using QR code as soon as entering the ground. Please do not queue at the scanning area – a number of QR codes are positioned around the facility as designated on the map.

For those that do not have a smart phone [TBA – University to advise]



Spectator Guidelines

TBA – University To Advise

Facilities

Open – available for use

- Toilet facilities remain open - please observe signage for appropriate use.

NOTE: The only toilet facilities at the complex that hockey players, officials & spectators are to use are located directly in front of the northern end of the hockey pitch (please refer to the facility map).

Closed – not for use

- Dugouts are **CLOSED***. Bags should be placed on the outside of the fence in your team's allocated area.
- Water bubblers are NOT for use however taps will be available for use. It is recommended that you sanitise your hands after use.
- Change rooms are currently CLOSED. Please arrived dressed prior to your fixture.



* ONLY 2 x Tech Official is permitted in the Officials Dugout

Hockey Activities – Covid-19 Safety

‘Slowing the spread & protecting the community.’ Please adhere to social distancing and hygiene requirements at all times.



- Social distancing must be observed off the pitch
- No high fives, handshakes or contact
- No team huddles

COVID-19 Symptoms


The Coronavirus can affect individuals in different ways. Most infected people will develop mild or moderate symptoms of the virus which may include the following:

Most common symptoms:

- Fever
- Dry Cough
- Tiredness

Less common symptoms:

- Aches & Pains
- Sore Throat
- Diarrhoea
- Conjunctivitis
- Headache
- Loss of taste and smell
- A rash on skin, or discolouration of fingers or toes



If you are experiencing any of the above symptoms, have been in contact with someone who has tested positive to COVID-19 or has displayed the adjacent symptoms within the last 14 days, please do not present at a hockey venue. Instead, you should attend either your GP or a dedicated COVID-19 clinic for testing.