





Community sport | COVID-19 Safety Plan

Resources and guidance on how to complete a COVID-19 Safety Plan for outdoor community sport.

Follow the steps below to ensure your business, staff and customers stay COVID Safe.

[Show all](#)

- 1 **Keep your business COVID Safe** 
- 2 **Developing your COVID-19 Safety Plan** 
- 3 **How to complete the COVID-19 Safety Plan** 
- 4 **Keep your COVID-19 Safety Plan up to date** 

Effective 24 December 2021

Business details

Business name

EASTERN SUBURBS TOUCH ASSOCIATION P/L

Business location (town, suburb or postcode)

If your business has multiple premises, complete a Safety Plan for each location.

CENTENNIAL PARK - SYDNEY - MISSION FIELDS

Wellbeing of staff and customers

Exclude staff, volunteers, parents/carers and participants who are unwell.

Explain how you will do this

Information and reminders via email to the school coordinators and via touch social media sites.

Provide staff with information and training on COVID-19, including COVID-19 vaccination, when to get tested, physical distancing, wearing masks and cleaning.

Explain how you will do this

Information and reminders via email to the school coordinators and via touch social media sites.

[Top !\[\]\(23a2e9ddc7bb0ef55393d38b772a848d_img.jpg\)](#)

[Skip to navigation](#)

Display conditions of entry such as requirements to stay away if unwell.

Explain how you will do this

Park officials and referees to remind officials, teachers, parents, players and coaches of the Health requirements, social distancing and QR code check in.

Businesses can require proof of COVID-19 vaccination in line with their COVID-19 vaccination policy.

Explain how you will do this

Individuals vaccination status is not a requirement from our national sporting body.

Physical distancing

Support 1.5m physical distancing where possible, including:

- at points of mixing or queuing
- between seated groups
- between staff/volunteers.

Explain how you will do this

The park venues are large enough to allow physical distancing of all members involved. Parents must view the game from the back of the fields where possible. No parents are allowed on the sidelines near the players.

Minimise mingling of participants from different games and timeslots where possible, particularly people aged under 16 who may not yet be fully vaccinated. For mass participation events, consider staggering the starting times for different groups to minimise crowding where possible.

Explain how you will do this

Play and leave order enforced. Staggered time slots to minimise crowding.

Avoid congestion of people in specific areas where possible, such as at change rooms and other communal facilities.

Explain how you will do this

Play and leave order enforced. Staggered time slots to minimise crowding. Social distancing signage reminders.

Strategies must be in place to reduce crowding and promote physical distancing in communal facilities such as showers, change rooms and lockers.

Top ↑[Skip to navigation](#)**Explain how you will do this**

Play and leave order enforced. Staggered time slots to minimise crowding. Social distancing signage reminders.

Have strategies in place to manage gatherings that may occur immediately outside the premises, such as pick-up/drop-off zones and staggered start/finish times

Explain how you will do this

Additional gaps between time slots.

Where possible, encourage participants to avoid carpools with people from different household groups.

Explain how you will do this

Schools to remind families of this procedure when travelling to and from the venue. Mask wearing whilst in cars when required.

Ventilation



For indoor areas, review the 'COVID-19 guidance on ventilation' available at <https://www.nsw.gov.au/covid-19/getting-back-to-work-a-covid-safe-way/ventilation-guidance> (<https://www.nsw.gov.au/covid-19/getting-back-to-work-a-covid-safe-way/ventilation-guidance>) and consider which measures are relevant to your premises before completing this COVID-19 Safety Plan.

Explain how you will do this

Not applicable.

Use outdoor settings wherever possible.

Explain how you will do this

Open park area - no indoor venues.

In indoor areas, increase natural ventilation by opening windows and doors where possible.

Explain how you will do this

Not applicable.

In indoor areas, increase mechanical ventilation where possible by optimising air conditioning or other system settings (such as by maximising the intake of outside air and reducing or avoiding recirculation of air).

Explain how you will do this

Not applicable.

Ensure mechanical ventilation systems are regularly maintained to optimise performance (for example through regular filter cleaning or filter changes).

Explain how you will do this

Not applicable.

Consider consulting relevant experts such as building owners or facility managers, ventilation engineers and industrial or occupational hygienists to optimise indoor ventilation.

Explain how you will do this

Not applicable.

Hygiene and cleaning



Face masks must be worn by people aged over 12 in indoor areas, unless exempt.

Note: People engaging in physical exercise are exempt.

Explain how you will do this

Not applicable.

Adopt good hand hygiene practices. Have hand sanitiser at key points around the venue.

Explain how you will do this

Top ↑

Hand sanitiser at control table.

Ensure bathrooms are well stocked with hand soap and paper towels or hand dryers.

Explain how you will do this

Council to provide.

Clean frequently used indoor hard surface areas (including children's play areas) at least daily with detergent/disinfectant. Clean frequently touched areas and surfaces several times per day.

Explain how you will do this

Council to provide.

Record keeping



Consider having a NSW Government QR code available so that workers and customers can check in using the Service NSW app, to support contact tracing if a person with COVID-19 visits the premises.

Explain how you will do this

QR code check in at control table.

Review the 'guidance for businesses with a worker who tests positive for COVID-19' available at <https://www.nsw.gov.au/covid-19/business/linked-with-positive-worker-case> (<https://www.nsw.gov.au/covid-19/business/linked-with-positive-worker-case>) and have protocols in place in the event that a worker who tests positive for COVID-19 has been in the workplace.

Explain how you will do this

Schools and coordinators to inform each other of notified positive cases.

Cooperate with NSW Health if contacted in relation to a positive case of COVID-19 at your workplace, and notify [SafeWork NSW](https://aus01.safelinks.protection.outlook.com/?url=https%3A%2F%2Fwww.safework.nsw.gov.au%2Fforms%2F9377&data=04%7C01%7CCraig.Fordham%40customerservice.nsw.gov) (<https://aus01.safelinks.protection.outlook.com/?url=https%3A%2F%2Fwww.safework.nsw.gov.au%2Fforms%2F9377&data=04%7C01%7CCraig.Fordham%40customerservice.nsw.gov>) if a worker has tested positive and is hospitalised or dies. Visit <https://www.safework.nsw.gov.au/resource-library/COVID-19-Coronavirus> (<https://aus01.safelinks.protection.outlook.com/?url=https%3A%2F%2Fwww.safework.nsw.gov.au%2Fresource-library%2FCOVID-19-Coronavirus&data=04%7C01%7CCraig.Fordham%40customerservice.nsw.gov.au%7C130ba982353a4d53008608d9e1f8c236%7C1ef9>)

Top ↑

more information.

Explain how you will do this

Will notify SafeWork NSW when required.

Now that you have finished, select the print button to print the plan or save as a PDF.

Last updated: 28 January 2022